

Uolo

MY GREEN
SUMMER
ADVENTURE



GRADE - NURSERY

Dear Parents,

Warm Greetings! 🌸

Here are a few simple ways to make this holiday time happy, productive, and meaningful for the child:

- Encourage the child to say "Good Morning" and "Good Night" to everyone.
- Motivate them to use magic words like Please, Sorry, and Thank You.
- Help them practice self-introduction in English.
- Teach them to keep their surroundings clean and use dustbins properly.
- Encourage them to recite all the rhymes learned so far.
- Spend quality family time through storytelling and fun conversations.
- Encourage simple self-help habits like buttoning, zipping, and arranging toys neatly.

Happy Holidays! ✨

10:09 AM

Exploring Water Wonders Together (Sink & Float)

Activity: 1

- Fill a tub with water & give child different object like: Leaf, Stone, Sponge, Plastic toy, Ball, Straw.
- Ask the child to guess - "Will it Sink or Float"?

Activity: 2

- Give Small pieces of clay
- First make a clay ball (It Sinks)

Then Shape it like a boat (It floats)

Learning Outcome: Scientific thinking & Observation Skills, Vocabulary.

Life Skill Activity: (Activity:1)

Button & Zip practice

Materials required:

- Shirt with buttons
- Jacket, School Bag or Zip pouch

Instructions for the child:

- Tell the child to Practice button & unbutton the Shirt.
- Zip & Unzip the pouch carefully.
- Appreciate every small effort with positive words.

Learning Outcomes

- Improves finger strength & hand coordination
- Builds independence in dressing skills.

(Activity: 2)

Spreading Smiles & butter together!

Materials required:

- Bread Slices
- Butter or Jam
- Child safe butter knife.
- Small plate & Napkin.

Procedure: Ask the child to wash their hands properly.

- Give the child a slice of bread & a small amount of butter.
- Demonstrate how to spread butter evenly on the bread.
- Let the child enjoy it with the family.

Learning Outcome:

Encourages develop fine motor skills through Spreading & arranging ingredients.

Activity: 3 –

Clean up fast, make it last!

- Take a day to declutter your Closet & Organize your toys or books.
- Keep shoes in the shoe rack.
- Encourage the child to clean independently

Practice the following pages –

- **My Pre-writing book:**

Pg - 31, 32, 33, 34, 35


- **Numeracy Skill book:**

Pg - 10

- **Numeracy Workbook:**


Pg - 1, 2

Trace the circles:



COLOR RED

Trace the outline of the apple, then fill it in with red.




One

One Fire Engine



Say Trace and Write



L

for



Lion

L

.

.

.

.

.

.

.

.

.

.

.

.

.

.

.

.

.

.

.

.

.

.

.

.

T

for



Tree

Handwriting practice lines consisting of multiple horizontal lines. Each line set includes a solid top line, a dashed midline, and a solid bottom line. The first line set contains a small 'T' on the left and a dot on the right. Subsequent line sets contain only dots for starting points.

Look and Match – 5 Senses Organs

